

VERSO NRS

Version

Verso NRS 85 white

Collection

Silence - NRS

EAN code

8034122360539



*The photograph is purely for information
It may not correspond to the selected version.*

FEATURES

NRS technology for a quieter kitchen

Touch control + 24 h function

Metallic grease filter, removable and washable

Opening frontal

Dynamic LED Light (2700K - 5600K)

Double suction area (frontal and lower)

OPTIONAL ACCESSORIES

KACL.400

Silent / Conveyer NRS

KACL.571#B

Extension H960 - Wall - white

KACL.959

KACL.959 High performance filter

TECHNICAL FEATURES

Installation type

Wall

Dimensions

85 cm

Finishing

White tempered glass finishing

White tempered glass

Motor

800 m³/h

Type of control

Touch control

Lighting

Led 2x1,2 W - 2700 K / 5600 K

Minimum distance

Gas hob: 57 cm

Electric hob: 52 cm

PACKAGING:WEIGHTS AND VOLUMES

Gross weight

39.4 kg

Net weight

32.8 kg

Volumes

0.5 m³

Packaging size

Length

1030 mm

Height

495 mm

Depth

975 mm

CONSUMPTION AND CONNECTION FEATURES

Maximum consumption

280 W

Voltage

220-240V

Frequency

50-60Hz

MOTOR TECHNICAL SHEET

Maximum capacity

610 m³/h

I.E.C. 61591

Maximum noise level

54,5 dB(A)re1pW

I.E.C.60704-2-13

Maximum pressure (Pa)

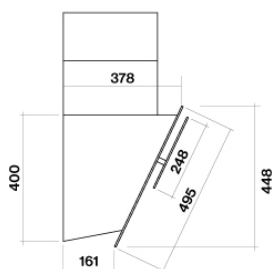
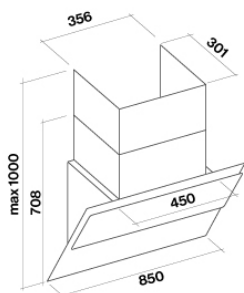
510 Pa

Max. motor power

224 W

ENERGY CLASS

B



VERSO NRS

Version

Verso NRS 85 white

Collection

Silence - NRS

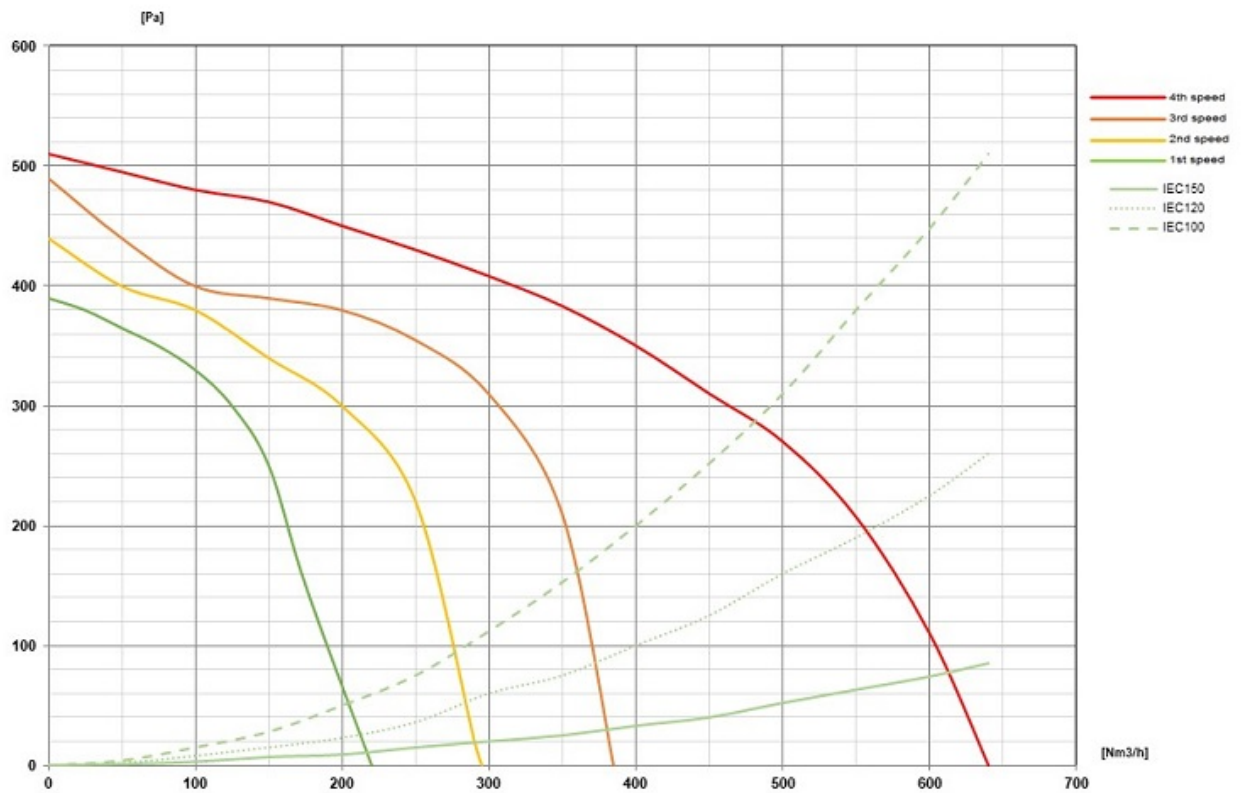
EAN code

8034122360539

MOTOR TECHNICAL SHEET

Motor speed	1	2	3	4
Noise level dB(A)re1pW-I.E.C.60704-2-13	37	41	46	54,5
Capacity (m3/h) I.E.C.61591	220	290	375	610
Maximum pressure (Pa)	390	440	490	510
Motor Power (W)	130	150	178	224
Air outlet	150	150	150	150

CAPACITY / PRESSURE



VERSO NRS

Version

Verso NRS 85 white


Collection

Silence - NRS

EAN code

8034122360539

ENERGY LABEL



PF		
S	Falmec Spa	
M	Verso NRS 85 white	
AEC	53,9	kWh/a
EEC	B	
FDE	28,3	
FDEC	A	
LE	21,6	
LEC	B	
GFE	82,0	
GFEC	C	
Qmin	220,0	m ³ /h
Qmax	375,0	m ³ /h
Qboost	610,0	m ³ /h
SPEmin	37	dBa
SPEmax	46	dBa
SPEboost	55	dBa
PO	-	W
PS	0,48	W
PI		
F	1	
EEL	57,6	
Qbep	356,0	m ³ /h
Pbep	392	Pa
Qboost	610,0	m ³ /h
Wbep	137,0	W
WL	5,30	W
Emiddle	114	lx
Lwa-SPEmax	46	dBa

PF_Product fiche according to 65/2014 S_Supplier name / M_Model identification / AEC_Annual Energy Consumption (AEC hood) / EEC_Energy Efficiency class / FDE_Fluid Dynamic Efficiency (FDE hood) / FDEC_Fluid Dynamic Efficiency class / LE_Lighting Efficiency (LE hood) / LEC_Lighting Efficiency class / GFE_Grease Filtering Efficiency / GFEC_Grease Filtering Efficiency class / Qmin_Air flow (in m³/h) at min speed in normal use / Qmax_Air flow (in m³/h) at max speed in normal use / Qboost_Air flow (in m³/h) at intensive or boost setting (max air-flow) / SPEmin_Airborne acoustical A-weighted sound power emissions at min speed in normal use / SPEmax_Airborne acoustical A-weighted sound power emissions at max speed in normal use / SPEboost_Airborne acoustical A-weighted sound power emissions (in dB) at intensive or boost setting / PO_Power consumption in off mode (Po) / Ps_Power consumption in stand by mode (Ps). **PI_Additional information according to 66/2014** F_Time increase factor / EEL_Energy Efficiency Index / Qbep_Measured air flow rate at best efficiency point / Pbep_Measured air pressure at best efficiency point / Qboost_Maximum air flow / Wbep_Measured electric power input at best efficiency point / WL_Nominal power of the lighting system / Emiddle_Average illumination of the lighting system on the cooking surface / Lwa=SPEmax_Sound pressure level at the highest speed.