

VIRGOLA TOUCH

Version

Touch - Built-in 120 cm - Inox - 800 m³/h

Collection

Design

EAN code

8034122367415



FEATURES

Touch control

Metallic grease filter, removable and washable

Optional combined regenerable Carbon.Zeo filter

Dynamic LED Light (2700K - 5600K)

OPTIONAL ACCESSORIES

KACL.108

Glass shelf 120 cm

KACL.770#41F

Remote under-roof 1100 m³/h
Brushless

KACL.782#49F

Slim motor 800 m³/h

KACL.786#41F

Outdoor extractor fan 1000 m³/h

KACL.796#4AF

Outdoor extractor fan 1500 m³/h

KACL.797#4AF

Remote under-roof motor 1300 m³/h

KACL.798#41F

Remote under-roof motor 950 m³/h

KACL.961

Charcoal and Zeolite filter

KCVJN.00#3

Telescopic chimney h 185 + h 185

KCVJN.01#3

Kit Chimney Virgola-Move H120
Stainless Steel

TECHNICAL FEATURES

Installation type

Built-in

Dimensions

120 cm

Finishing

Motor

800 m³/h

Type of control

Touch control

Lighting

Strip Led 5,8 W - 2700 K / 5600 K

Minimum distance

Gas hob: 52 cm

Electric hob: 52 cm

PACKAGING:WEIGHTS AND VOLUMES

Gross weight

21.9 kg

Net weight

17.4 kg

Volumes

0.25 m³

Packaging size

Length

1295 mm

Height

410 mm

Depth

465 mm

CONSUMPTION AND CONNECTION FEATURES

Maximum consumption

280 W

Voltage

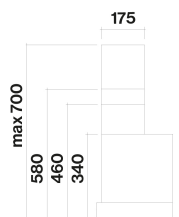
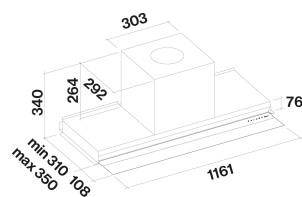
220-240V

Frequency

50-60Hz

ENERGY CLASS

A



VIRGOLA TOUCH

Version

Touch - Built-in 120 cm - Inox - 800 m³/h

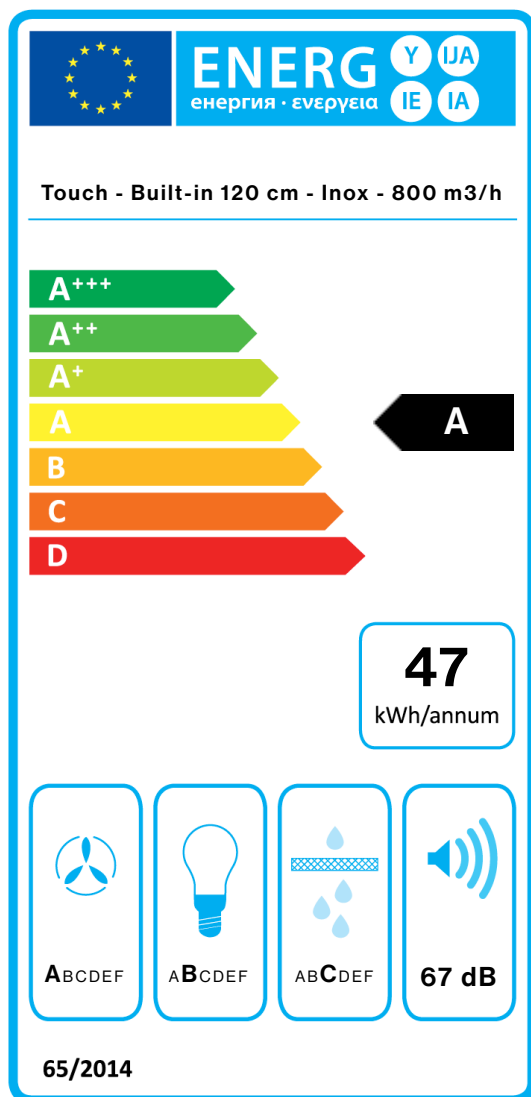
Collection

Design

EAN code

8034122367415

ENERGY LABEL



PF		
S	Falmec Spa	
M	Touch - Built-in 120 cm - Inox - 800 m ³ /h	
AEC	46,9	kWh/a
EEC	A	
FDE	29,8	
FDEC	A	
LE	21,2	
LEC	B	
GFE	84,0	
GFEC	C	
Qmin	300,0	m ³ /h
Qmax	570,0	m ³ /h
Qboost	661,0	m ³ /h
SPEmin	51	dBa
SPEmax	67	dBa
SPEboost	71	dBa
PO	-	W
PS	0,28	W
PI		
F	0.9	
EEL	52,1	
Qbep	389,0	m ³ /h
Pbep	359	Pa
Qboost	661,0	m ³ /h
Wbep	130,0	W
WL	5,80	W
Emiddle	123	lex
Lwa-SPEmax	67	dBa

PF_Product fiche according to 65/2014 S_Supplier name / M_Model identification / AEC_Annual Energy Consumption (AEC hood) / EEC_Energy Efficiency class / FDE_Fluid Dynamic Efficiency (FDE hood) / FDEC_Fluid Dynamic Efficiency class / LE_Lighting Efficiency (LE hood) / LEC_Lighting Efficiency class / GFE_Grease Filtering Efficiency / GFEC_Grease Filtering Efficiency class / Qmin_Air flow (in m³/h) at min speed in normal use / Qmax_Air flow (in m³/h) at max speed in normal use / Qboost_Air flow (in m³/h) at intensive or boost setting (max air-flow) / SPEmin_Airborne acoustical A-weighted sound power emissions at min speed in normal use / SPEmax_Airborne acoustical A-weighted sound power emissions at max speed in normal use / SPEboost_Airborne acoustical A-weighted sound power emissions (in dB) at intensive or boost setting / PO_Power consumption in off mode (Po) / Ps_Power consumption in stand by mode (Ps). **PI_Additional information according to 66/2014** F_Time increase factor / EEL_Energy Efficiency Index / Qbep_Measured air flow rate at best efficiency point / Pbep_Measured air pressure at best efficiency point / Qboost_Maximum air flow / Wbep_Measured electric power input at best efficiency point / WL_Nominal power of the lighting system / Emiddle_Average illumination of the lighting system on the cooking surface / Lwa-SPEmax_Sound pressure level at the highest speed.