

ELLE

Version

Island 180 cm - 800 m3/h

Collection

Design

EAN code

8034122362533



*The photograph is purely for information
It may not correspond to the selected version.*

FEATURES

Perimeter suction
Electronic control
Optional combined regenerable
Carbon.Zeo filter
Optional remote control
Dimmable led lighting
Dynamic LED Light (2700K -
5600K)

Strip Led 3000K until 03.31.22

OPTIONAL ACCESSORIES

KACL.770#41F

Remote under-roof 1100 m3/h

Brushless

KACL.786#41F

Outdoor extractor fan 1000
m3/h

KACL.796#4AF

Outdoor extractor fan 1500 m3/h

KACL.797#4AF

Remote under-roof motor 1300
m3/h

KACL.798#41F

Remote under-roof motor 950
m3/h

KACL.961

Charcoal and Zeolite filter

105080053

Remote control

TECHNICAL FEATURES

Installation type

Island

Dimensions

180 cm

Finishing

Matte black painted steel

Motor

800 m³/h

Type of control

Electronic control

Speed settings

4

Lighting

Strip Led - 2700 K / 5600 K

Minimum distance

Gas hob: 63 cm

Electric hob: 52 cm

PACKAGING:WEIGHTS AND VOLUMES

Gross weight

62 kg

Net weight

51.3 kg

Volumes

0.67 m³

Packaging size

Length

1905 mm

Height

475 mm

Depth

725 mm

CONSUMPTION AND CONNECTION FEATURES

Maximum consumption

280 W

Voltage

220-240V

Frequency

50-60Hz

MOTOR TECHNICAL SHEET

Maximum capacity

670 m³/h

I.E.C. 61591

Maximum noise level

67 dB(A)re1pW

I.E.C.60704-2-13

Maximum pressure (Pa)

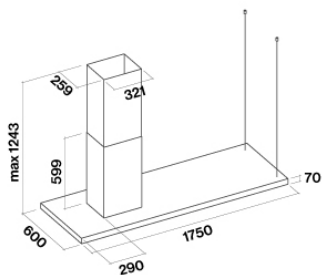
500 Pa

Max. motor power

215 W

ENERGY CLASS

C



ELLE

Version

Island 180 cm - 800 m³/h

Collection

Design

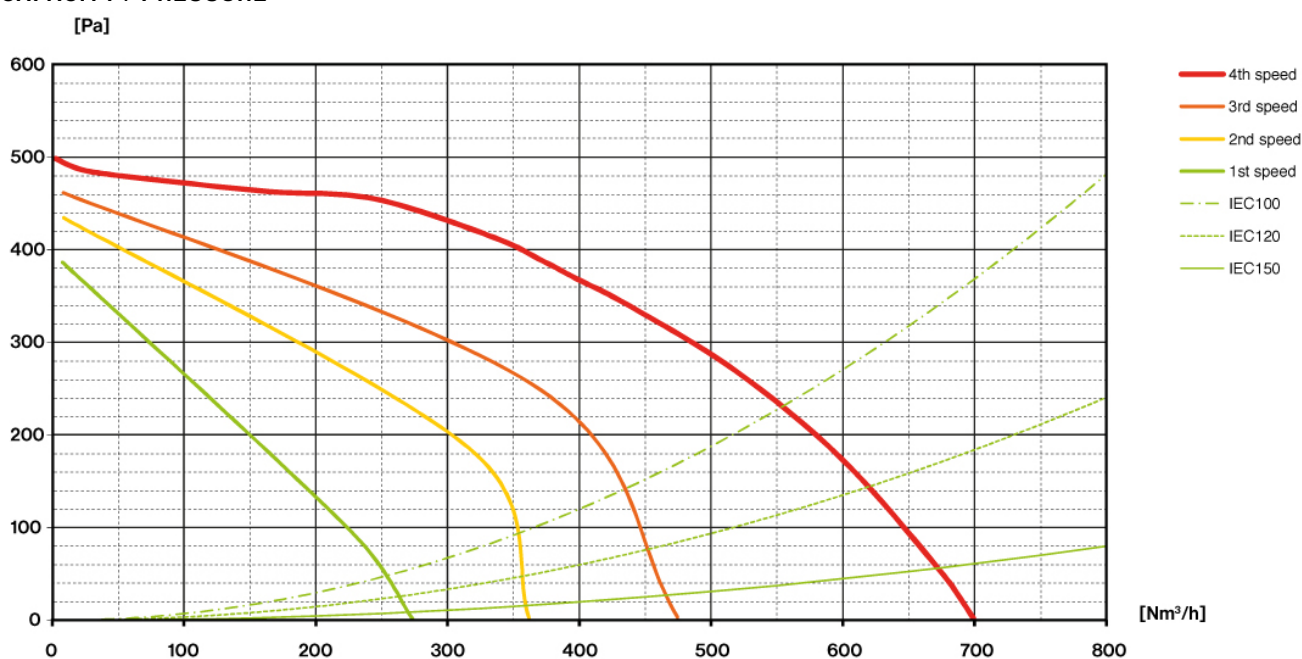
EAN code

8034122362533

MOTOR TECHNICAL SHEET

Motor speed	1	2	3	4
Noise level dB(A) _{re1pW-I.E.C.60704-2-13}	49	55	61	67
Capacity (m ³ /h) I.E.C.61591	270	360	470	670
Maximum pressure (Pa)	390	420	460	500
Motor Power (W)	134	156	180	215
Air outlet	150	150	150	150

CAPACITY / PRESSURE



ELLE

Version

Island 180 cm - 800 m3/h

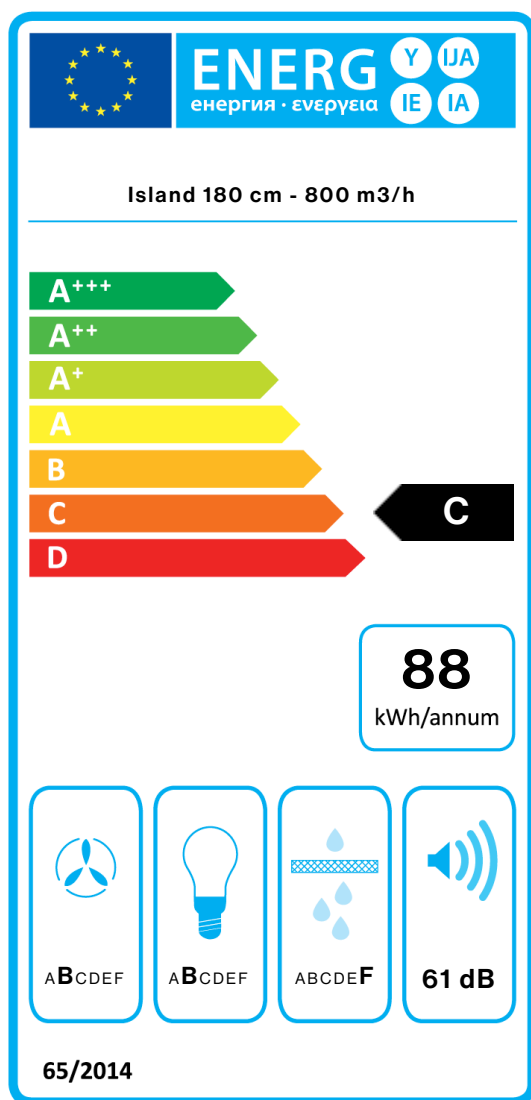
Collection

Design

EAN code

8034122362533

ENERGY LABEL



PF		
S	Falmec Spa	
M	Island 180 cm - 800 m3/h	
AEC	87,8	kWh/a
EEC	C	
FDE	25,5	
FDEC	B	
LE	20,9	
LEC	B	
GFE	53,0	
GFEC	F	
Qmin	270,0	m³/h
Qmax	470,0	m³/h
Qboost	670,0	m³/h
SPEmin	49	dBa
SPEmax	61	dBa
SPEboost	67	dBa
PO	-	W
PS	0,48	W
PI		
F	1.1	
EEL	74,4	
Qbep	333,0	m³/h
Pbep	407	Pa
Qboost	670,0	m³/h
Wbep	147,7	W
WL	39,00	W
Emiddle	815	lex
Lwa-SPEmax	61	dBa

PF_Product fiche according to 65/2014 S_Supplier name / M_Model identification / AEC_Annual Energy Consumption (AEC hood) / EEC_Energy Efficiency class / FDE_Fluid Dynamic Efficiency (FDE hood) / FDEC_Fluid Dynamic Efficiency class / LE_Lighting Efficiency (LE hood) / LEC_Lighting Efficiency class / GFE_Grease Filtering Efficiency / GFEC_Grease Filtering Efficiency class / Qmin_Air flow (in m³/h) at min speed in normal use / Qmax_Air flow (in m³/h) at max speed in normal use / Qboost_Air flow (in m³/h) at intensive or boost setting (max air-flow) / SPEmin_Airborne acoustical A-weighted sound power emissions at min speed in normal use / SPEmax_Airborne acoustical A-weighted sound power emissions at max speed in normal use / SPEboost_Airborne acoustical A-weighted sound power emissions (in dB) at intensive or boost setting / PO_Power consumption in off mode (Po) / Ps_Power consumption in stand by mode (Ps). **PI_Additional information according to 66/2014** F_Time increase factor / EEL_Energy Efficiency Index / Qbep_Measured air flow rate at best efficiency point / Pbep_Measured air pressure at best efficiency point / Qboost_Maximum air flow / Wbep_Measured electric power input at best efficiency point / WL_Nominal power of the lighting system / Emiddle_Average illumination of the lighting system on the cooking surface / Lwa=SPEmax_Sound pressure level at the highest speed.